

Household Garbage Guidebook

A request to all residents of Koshu City

We ask for your cooperation to reduce and sort garbage.

Koshu City is working to make effective use of resources through the "3Rs" of "Reduce," "Reuse," and "Recycle."

Reduce

Let's reduce our waste.

Decrease the amount of cooking scraps by using creative cooking methods and by draining food scraps to reduce weight. Use up the daily necessities to end, and try to use refillable products.

Recycle

Let's recycle resources.

Recycle what can be recycled by turning it over to resource recovery. Try to purchase products made from recycled paper, plastic bottles, etc.

Reuse

Let's use things over and over again.

Choose products that can be returned or reused. If something is no longer needed, give it to someone else or take it to a flea market.

This is Koshu City's guidebook on how to sort and dispose of garbage. In this booklet, you will find information on how to sort and dispose of burnable garbage, non-burnable garbage, recyclables, four items subject to the Home Appliance Recycling Law, and other types of waste materials.

Burnable Garbage	p.3
Non-Burnable Garbage	p.4
Recyclable Materials	p.5
Four Items Subject to the Home Appliance Recycling Law	p.7
Others	p.8

Use this guidebook to follow the garbage disposal rules.

Collection district and garbage collection day (Enzan district)

Garbage will be collected even on national holidays, except during the year-end and New Year's holidays. Time: between 6:00 am and 8:00 am on collection day.

Collection district	Mon	Tue	Wed	Thu	Fri	Sat
Chinokami, Chinoshimo, Kamihigashi, Machiya, Kaminishi, Chuo, Kamishiogo, Kamishiogodanchi, Akao (kami), Ofuji, Kamikane, Tamamiya, Matsusato	可燃	他プ	可燃 不燃金	ミ	可燃 不燃ガ	
Shimohigashi, Shimonaka, Shimonishi, Shimoozohigashi, Shimoozonishi, Shimoshio-go, Akao (shimo), Shimohagihara, Okunota, Koyousokushinjutaku Akaojutaku		可燃	他プ 不燃金	可燃	ミ 不燃ガ	可燃



Burnable



Non-burnable metals



Mixed paper



Other plastics



Non-burnable glass

Collection district and garbage collection day (Katsunuma and Yamato districts)

Collection district	Mon	Tue	Wed	Thu	Fri	Sat
North Side Katsunuma, Todoroki, Osade, Yama, Kyusoku, Watazuka, Hishiyama, Nakahara <small>*The Katsunuma and Todoroki districts listed above are areas where the garbage stations (garbage collection points) are located on the north side of the former National Route 20.</small>	可燃		可燃		可燃	
South Side Katsunuma, Todoroki, Fukasawa, Kamiwasaki, Shimoiwasaki, Fujii, Yamatocho <small>*The Katsunuma and Todoroki districts listed above are areas where the garbage stations (garbage collection points) are located on the south side of the former National Route 20.</small>		可燃		可燃		可燃

*For other garbage collection days in the Katsunuma and Yamato districts, please check the environmental calendar.



We collect used cooking oil (used tempura oil)!

* Collection points: Koshu City Hall, Koshu Citizens' Cultural Center, Katsunuma Health and Welfare Center, Katsunuma Branch Office, Yamato Branch Office.

* Items collected: General household vegetable oils (rapeseed, soybean, corn, safflower, sunflower, cottonseed, and sesame).

Mineral oil, beef/pork oil (lard), palm oil, etc. will not be collected.

Please put the used cooking oil in a PET bottle when bringing it in for collection.

Caution!

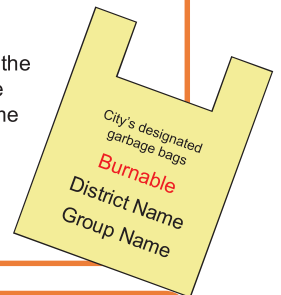
- Please be careful not to mix with water.
- Please remove any impurities such as food crumbs (tenkasu).

Contact Information for Inquiries

- Koshu City Hall Environmental Division
Email: kanky@city.koshu.lg.jp
Phone: 0553-32-2111

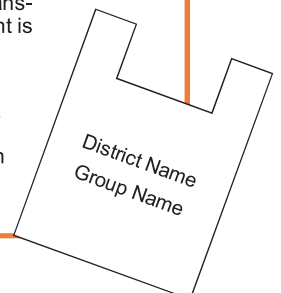
Burnable Garbage Bags

- Please use the city's designated garbage bags (yellow).
- It is the responsibility of the person who puts out the garbage to write the name of district/group on the designated burnable garbage bag.



Non-Burnable Garbage Bags

- Please place the garbage in a transparent or semi-transparent bag so the content is visible.
- It is the responsibility of the person who puts out the garbage to write the name of district/group on the non-burnable garbage bag.



TYPES OF GENERAL GARBAGE AND HOW TO DISPOSE OF THEM (1)

Please dispose of general garbage at the **garbage station** in your district between 6:00 am and 8:00 am.

Garbage stations consist of both burnable and non-burnable stations.

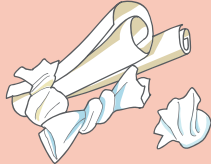
Please dispose of burnable garbage in the designated garbage bags (yellow), and non-burnable garbage in a transparent or semi-transparent bag.

Burnable

Burnable Garbage

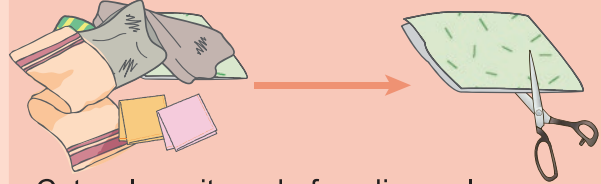
*Never put non-burnable garbage with burnable garbage.

Paper



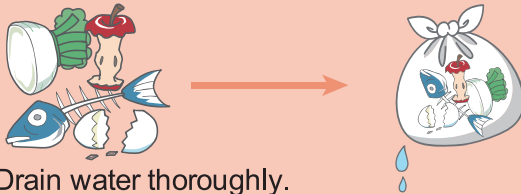
Dirty paper/paper that cannot be recycled

Cloth (other than used clothes)




Cut up large items before disposal.

Food Waste (Kitchen Garbage)



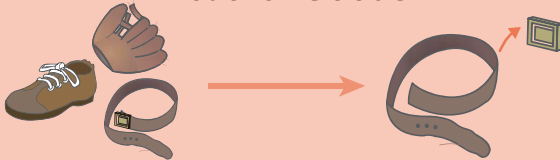
Drain water thoroughly.

Long Cords and Hoses




Cut into pieces of about 50 cm before disposal.

Leather Goods



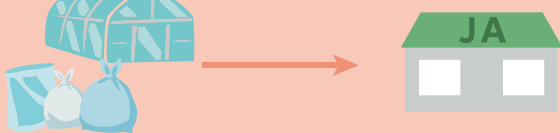
Remove metal parts before disposal.

Plastics



Remove metal parts before disposal.

Vinyl Sheeting

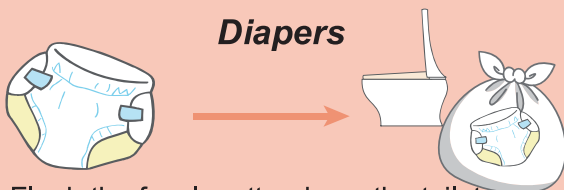


Agricultural vinyl sheeting should be taken to agricultural cooperative.

Tempura oil should be soaked up with newspaper or rags, or solidified with a coagulant before disposal as **burnable garbage**.



Diapers



Flush the fecal matter down the toilet before disposal.

For information on how to dispose of grass, dead leaves, and tree branches, please contact the Environmental Division.



TYPES OF GENERAL GARBAGE AND HOW TO DISPOSE OF THEM (2)

不燃 Non-Burnable Garbage


× Never put burnable garbage with non-burnable garbage.

Please dispose of non-burnables in a transparent or semi-transparent bag.

不燃 Hardware, etc.



Cover the tips of blades with newspaper to avoid injury, and dispose of them in a transparent or semi-transparent bag.



How to dispose of lighters (non-burnable metals)

Use up the fuel completely, put them in a transparent or semi-transparent bag, and dispose of them on non-burnable garbage (hardware) day.



Dry-Cell Batteries

Separate from other hardware and dispose of them in a transparent or semi-transparent bag.




How to dispose of spray cans (non-burnable metals)

Always use up the contents of spray cans completely, and dispose of them on non-burnable garbage (hardware) day.



不燃 Glass, Ceramics and etc.




Glass, etc.

Cover broken, sharp parts with newspaper to avoid injury, and dispose of them in a transparent or semi-transparent bag.



How to dispose of thermometers containing mercury (non-burnable glass)

Thermometers etc. containing mercury should be disposed of on glass day in their own bag, separate from other non-burnable glass items.



Ceramics, etc.

Cover broken, sharp pieces with newspaper to avoid injury, and dispose of them in a transparent or semi-transparent bag.



● About Rechargeable Batteries

To dispose of rechargeable batteries (secondary batteries), please use the collection boxes installed at electric appliance stores.

You can search for collection locations on the JBRC website.

Japan Portable Rechargeable Battery Recycling Center (JBRC)

URL: <https://www.jbrc.com>



Nickel-cadmium batteries



Nickel-metal hydride batteries (NiMH)



Lithium-ion batteries

TYPES OF RECYCLABLE MATERIALS AND HOW TO DISPOSE OF THEM (1)



Mixed paper and other plastics should be placed at the designated **garbage stations** in each district between 6:00 am and 8:00 am on collection day.

Mixed paper and white trays are collected at recycling stations.

★ Materials will be collected even on national holidays, except during the year-end and New Year's holidays.



Mixed Paper



All items with this symbol are eligible.



Soiled paper (paper diapers, sanitary napkins, tissue paper, oil blotting paper, etc.) cannot be disposed of as mixed paper. Please dispose of them as burnable garbage.

- Place the items in a paper bag, paper box, etc., when disposing of them so that the contents do not spill out or make a mess.
- Be sure to erase or scratch out with a pen any personal information before disposal.
- Paper items that can be disposed of without removing parts
Calendars, notebooks, etc. that have **metal or plastic parts**
Envelopes with **vinyl windows/papers with paint or ink**

Brochures, envelopes, postcards, paper cups, business cards, photographs, empty boxes, calendars, notebooks, planners, copy papers, receipts, wrapping papers, empty cigarette boxes, beverage paper cartons, etc.

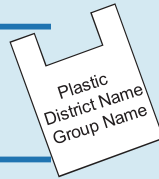


Other Plastics



- All plastic containers and packaging with this symbol are eligible.
- Dirty items should be cleaned by rinsing with water before disposal.

- Place in a transparent or semi-transparent bag so the contents are visible. Please write the name of your district/group on the bag, and write "**plastic**" on it.



Even if the products are made of plastic, they are not eligible if they are not for packaging or container. Please dispose of them as burnable garbage



Medical and business wastes (syringes, packaging materials, etc.), hazardous and flammable materials (gas lighters, spray cans, knives, shaving razors, etc.) must not be disposed of under this category.

Non-white tray



These items can be put out together without sorting. Dispose of heavily soiled items as burnable garbage.

Plastic Containers	Containers for eggs, ready-made food, sweets, curry roux, margarine, miso, tofu, strawberries, etc.
Plastic Films	Packaging films used as wrapping for caramel, tobacco, notebooks, 3-pack yogurt, natto, cup noodles, meat, vegetables, fish, etc.
Bags	Plastic bags for toilet papers, candies, instant noodles, etc., and other plastic bags
Styrofoam	Containers and trays for instant food, cup noodles, meat, vegetables, fish, etc.
Bottles	Bottles for cooking oil, sauces, shampoo, rinse, liquid wax, washer fluid, etc.
Cups	Cups for pudding, yogurt, ice cream, instant foods, etc.
Tubes	Tubes for ketchup, mayonnaise, wasabi, toothpaste, craft glue, etc. (wash the inside of container thoroughly before disposal)
Caps, Lids, Wrappers, etc.	Tube caps, plastic bottle lids and labels, bath salts and detergent lids, etc.
Plastic Shopping Bags	Supermarket bags, etc.

White Trays

(White trays used for meat, fresh fish, produce, etc.)



Wash the inside with water



Dry thoroughly



TYPES OF RECYCLABLE MATERIALS AND HOW TO DISPOSE OF THEM (2)

Items on this page can be taken to designated **recycling stations** in each district.



Bottles

- Please separate refillable bottles from miscellaneous bottles.
- Remove the lid, cap, etc., empty the contents, and rinse with water.
- You do not have to remove the label.



Only bottles for food and beverages are eligible. Other bottles must be treated as non-burnable garbage.

● Refillable Bottles (bottles that can be reused multiple times)

● Miscellaneous Bottles (all other bottles except refillable bottles)



1 sho (1.8 litres) bottle



Beer bottles

Wash the inside with water



Transparent



Black



Green



Blue



Brown

Others



PET Bottles



Only items with this symbol are eligible. Must be for beverage only.



Remove the label and cap and rinse the inside with water



Let dry and crush to reduce size as much as possible



Removed labels and caps should be disposed of as Other Plastics



Used Clothes

- Please wash soiled clothes before disposal.
- You do not have to remove buttons, hooks, or fasteners.



Blankets, carpets, futons, and cotton filler cannot be recycled.



Used Clothes



Tie the used clothes into a bundle when disposing



Empty Cans



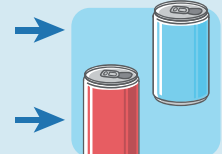
Rusty or dirty items must be disposed of as non-burnable garbage.



Empty the contents and rinse with water.



If labeled with these symbols, separate aluminum (アルミ) and steel (スチール).



Paper

- Tie the papers together into a bundle with string.



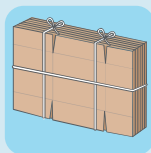
Coated paper such as wax paper, oil paper, carbon paper, etc. cannot be recycled. They should be disposed of as burnable garbage.



Newspapers

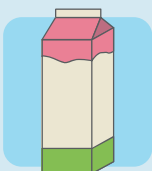


Magazines, etc.



Corrugated cardboard

Tie the corrugated cardboards together in a bundle

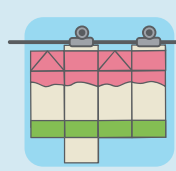


Milk Cartons

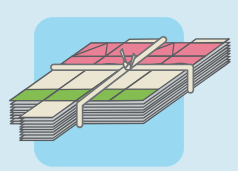
Rinse with water



Cut them open, flatten, and dry



Tie the cartons together in a bundle



HOW TO DISPOSE OF THE 4 ITEMS SUBJECT TO THE HOME APPLIANCE RECYCLING LAW

家電4

Air conditioners, televisions, refrigerators/freezers, and washing machines/dryers must be recycled according to the Home Appliance Recycling Law.

1. Ask the retail store

Ask the store where you are newly purchasing the product or the store where you have purchased the product in the past for collection. You can also request disposal even if you do not purchase from the store.

You must pay the recycling fee and handling fee to the store. For details on how to pay the fee and how to have the items picked up, please contact the home appliance store.

2-1. Ask the collection/transportation company

Ask a collection/transportation company authorized by Kosu City. In addition to the recycling fee, a collection/transportation fee will be charged. Please contact the company for exact price.

K.K. Koei

Tel. 0553-33-7721

847-1 Katsunumachōyama, Kosu City

Suntec Co. Ltd.

Tel. 0553-33-6665

(Dedicated phone line 4 items subject to the Home Appliance Recycling Law)
126 Yamatochō-Tokusa, Kosu City

2-2. Request for collection at a non-burnable oversized garbage collection point

Such items can be taken to a non-burnable oversized garbage collection point. After paying the recycling fee and the collection/transportation fee, the collection/transportation company will transport the items to the designated collection point.

3. Transport them yourself

If you are able to transport the items yourself, please pay the recycling fee and transfer fee at the post office. You will receive a recycling ticket. Bring the ticket along with the items to be disposed of directly to the designated collection point (there are two locations around Kosu City).

Tsurukamotsu Co. Kofu Branch

Tel. 055-273-5661

2473-11 Yamanokami Ryutsu Danchi, Chuo City

Nippon Express Co. Yamanashi Branch

Tel. 055-274-8211

769 Nakadate, Chuo City



KOFU-KYOTO CLEAN CENTER (TYPES OF GARBAGE AND HOW TO DISPOSE OF THEM)

○ Apart from Koshu City garbage collection, you can bring your garbage directly to the Kofu-Kyoto Clean Center.

103 yen per 10 kg (tax included)

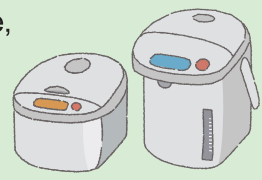
可燃 Burnable oversized garbage

Garden trees and branches (not more than 1 m length and 15 cm thickness)
Futon, wooden furniture, carpets



不燃 Non-burnable oversized garbage

Home appliances excluding recyclable home appliances (rice cookers, electric kettle, microwave ovens, etc.)



資源 Resources *Resources can be brought in free of charge.
Newspapers, magazines, cans, PET bottles, etc.

Garbage drop-off locations and business hours

Kofu-Kyoto Clean Center
Address:
1440-1 Sakaigawacho-Terao, Fuefuki City
Tel. 055-266-7744

Business Hours for Drop-Off
OPEN 8:30 am to 12:00 pm, and 1:00 pm to 5:00 pm
Monday through Saturday
Days When Drop-Off is Not Accepted
Sundays and holidays
Year-end and New Year holidays (December 31 to January 3)

詳細地図

